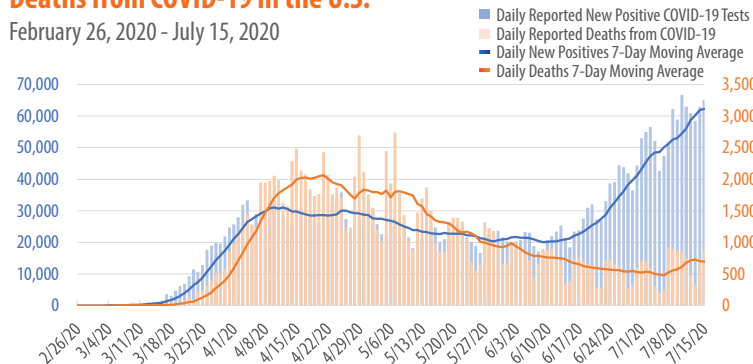


First Trust COVID-19 TRACKER

Daily Reported New Positive COVID-19 Tests vs. Daily Reported Deaths from COVID-19 in the U.S.

February 26, 2020 - July 15, 2020



Source: Covidtracking.com

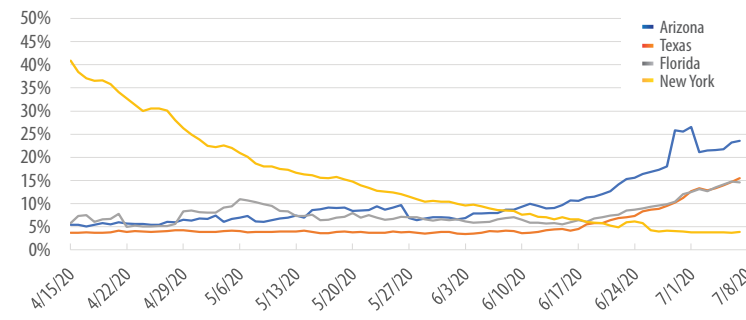


30 children under age 15 have died from Covid-19.

In a typical year **190 children** die of the flu, **436** from suicide, **625** from homicide, and **4,114** from unintentional deaths such as drowning.²

Estimated Share of Inpatient Beds Occupied by Confirmed or Suspected COVID-19 Patients

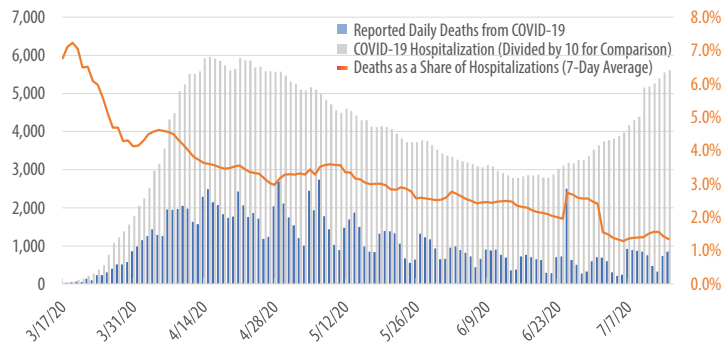
April 15, 2020 - July 7, 2020



Source: CDC.gov, National Healthcare Safety Network

Deaths as a Share of Hospitalizations in the U.S.

March 17, 2020 - July 15, 2020



Source: Covidtracking.com

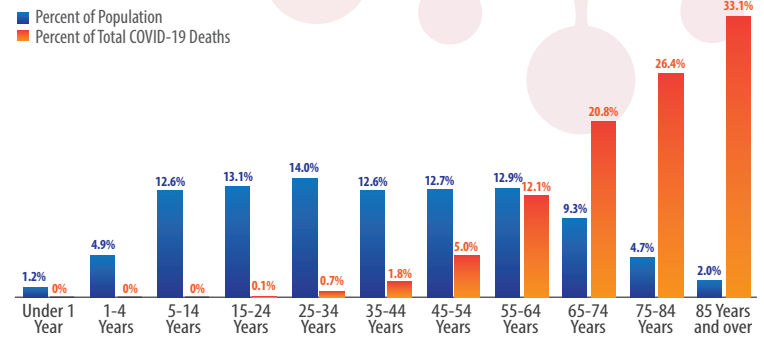
The American Hospital Association estimates that, as a result of cancelled hospital services due to the COVID-19 pandemic,

U.S. hospitals lost over \$161 billion

in revenue from March to June 2020.¹

Deaths by Age vs. Share of Population in the U.S.

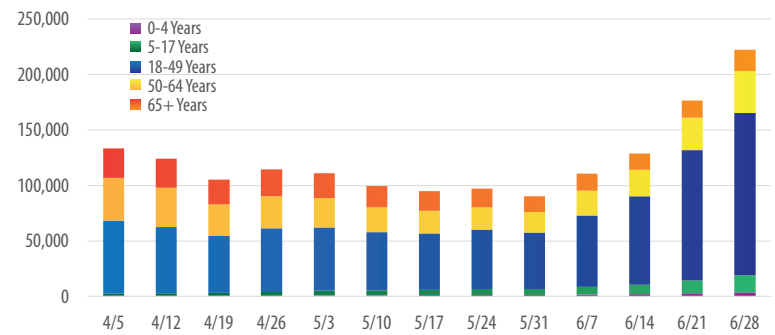
As of July 11, 2020



Source: CDC.gov, National Center for Health Statistics

Weekly Number of Positive COVID-19 Tests by Age Group for Commercial and Public Testing

Weeks ending April 5, 2020 - June 28, 2020

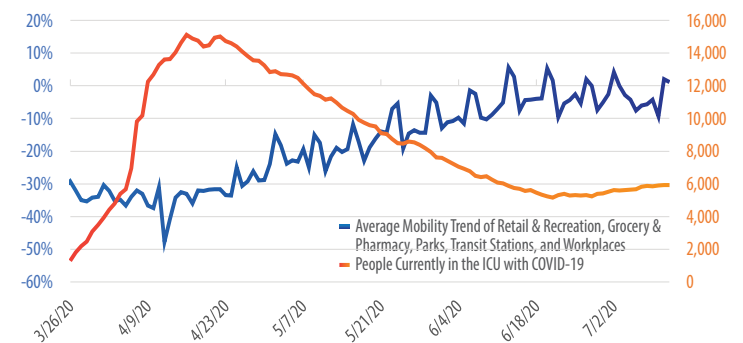


Source: CDC.gov, National Center for Immunization and Respiratory Diseases

As of July 16, 2020, **28 states** have **reopened** or are still **reopening**, **13** states have **paused reopening**, while **9** states have begun **reversing reopening**.³

ICU Admissions vs. Mobility in the U.S.

March 26, 2020 - July 12, 2020



Source: Google LLC "Google COVID-19 Community Mobility Reports", Covidtracking.com

¹Washington Examiner; ²The Wall Street Journal (as of 7/13/20); ³The New York Times