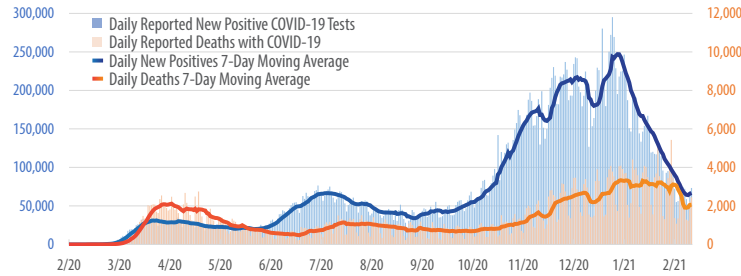


# First Trust COVID-19 TRACKER

## Daily Reported New Positive COVID-19 Tests vs. Daily Reported Deaths with COVID-19 in the U.S.

February 26, 2020 - February 24, 2021

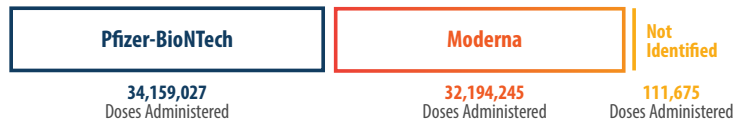


Source: Covidtracking.com

## U.S. COVID-19 Vaccine Doses Administered by Vaccine Type

As of February 24, 2021

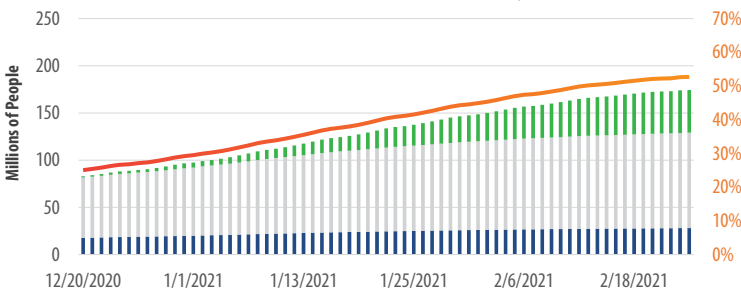
66,464,947 Total Doses Administered



Source: CDC.gov

## Path to Immunity

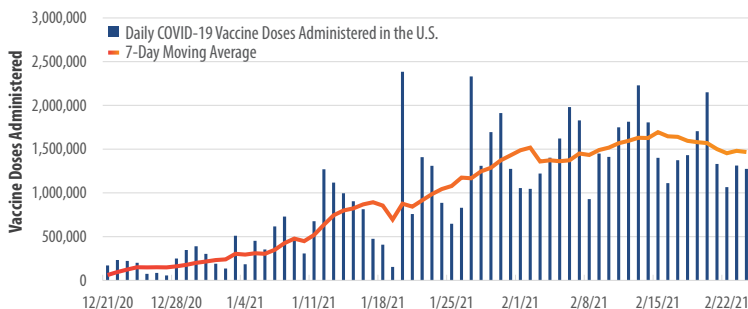
December 20, 2020 - February 24, 2021



Sources: CDC.gov, Covidtracking.com, U.S. Bureau of Economic Analysis (population estimates as of Nov 2020), First Trust Advisors L.P.

## Daily COVID-19 Vaccine Doses Administered in the U.S.

December 21, 2020 - February 24, 2021, 7-Day Moving Average



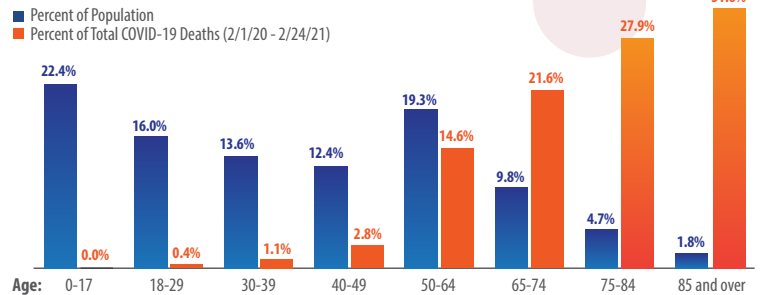
Source: Bloomberg

<sup>1</sup>CDC.gov, covidtracking (February 18, 2021); <sup>2</sup>usnews.com (February 18, 2021)

As of February 24, 2021, **6,724,310 vaccinations in Long-Term Care facilities have been administered to residents and staff.** So far, **2,194,224 residents and staff have received two doses.** Less than 1% of the U.S. population live in Long-Term Care facilities, but residents in those facilities have accounted for 35% of all COVID-19 deaths.<sup>1</sup>

## COVID-19 Deaths by Age vs. Share of Population in the U.S.

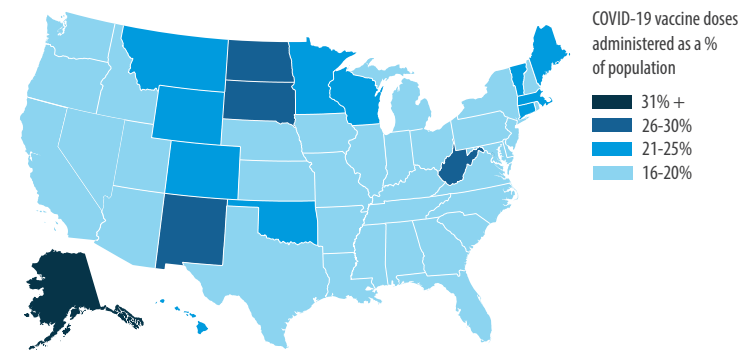
As of February 24, 2021



Sources: CDC.gov, Census.gov (population estimates as of 4/1/20)

## COVID-19 Vaccines Across America

As of February 24, 2021

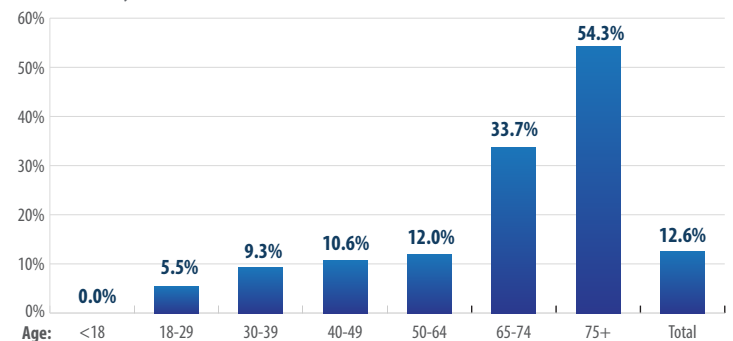


Sources: Bloomberg.com, census.gov (population estimates as of 7/1/20)

A recent study published in the New England Journal of Medicine concluded that the **Pfizer vaccine is effective against the more transmissible strains of COVID-19 from the UK and South Africa.**<sup>2</sup>

## Share of People Who Have Received at Least One Dose of the COVID-19 Vaccine by Age

As of February 24, 2021



Sources: CDC.gov, Census.gov (population estimates as of 4/1/20), First Trust Advisors